



Fine & Living

Fine & Living  
精致生活

Green & Healthy

促销 PROMOTION



# ASIA-STYLE TRANSPARENT ISLAND FREEZER

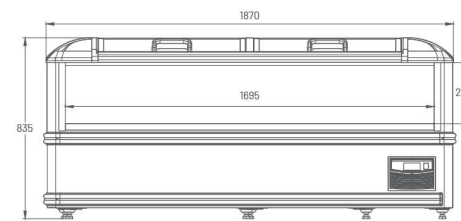
## PRODUCT FEATURES

- 4 layers front glass
- Vertical evaporator
- Famous brand compressor
- Widened transparent window
- User-friendly handles
- Larger opening area
- Energy saving and high efficiency
- Auto defrosting

## PRODUCT PERFORMANCE

Model	Size(mm)	Temperature range(°C)
NWIF-187-A	1870*875*835	≤-18

## SECTIONAL VIEW



# ASIA-STYLE TRANSPARENT ISLAND FREEZER

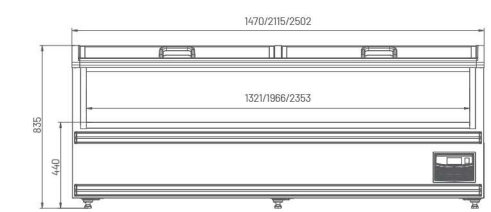
## PRODUCT FEATURES

- 4 layers front glass
- Vertical evaporator
- Famous brand compressor
- Widened transparent window
- User-friendly handles
- Larger opening area
- Energy saving and high efficiency
- Auto defrosting

## PRODUCT PERFORMANCE

Model	Size(mm)	Temperature range(°C)
NWIF-147-A	1470*875*835	≤-18
NWIF-210-A	2115*875*835	≤-18
NWIF-250-A	2502*875*835	≤-18

## SECTIONAL VIEW



# FREEZER COMBINATION

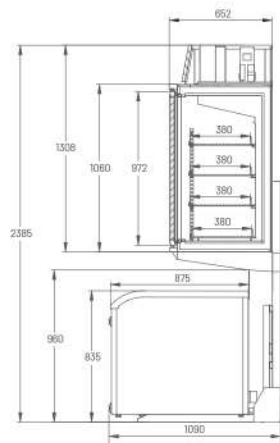
## PRODUCT FEATURES



## PRODUCT PERFORMANCE

Model	Size(mm)	Temperature range(°C)
NWZM14B/X-L01&HN14A-L	1470*1090*2385	≤-18
NWZM21B/X-L01&HN21A-L	2115*1090*2385	≤-18
NWZM25B/X-L01&HN25A-L	2502*1090*2385	≤-18

## SECTIONAL VIEW



# SMALL FREEZER COMBINATION

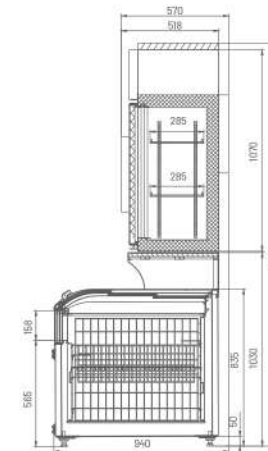
## PRODUCT FEATURES



## PRODUCT PERFORMANCE









Model	Size(mm)	Temperature range(°C)
NWZM12X-L01&HN12A/ZTS-U	1200*940*2140	≤-18 & 0~10
NWZM14X-L01&HN14A/ZTS-U	1470*940*2140	≤-18 & 0~10

## SECTIONAL VIEW



# REMOTE DOUBLE AIR CURTAINS MULTIDECK UPRIGHT FRIDGE

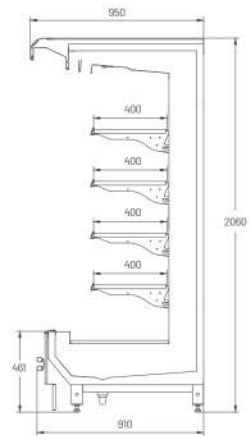
## PRODUCT FEATURES

-  Copper tube evaporator
-  Double air curtain design
-  Energy saving and high efficiency
-  Adjustable shelves with led light
-  Plastic/stainless steel bumper (optional)
-  Intelligent temperature controller
-  Also available in 2200mm heights
-  RAL colour choices

## PRODUCT PERFORMANCE









Model	Size(mm)	Temperature range(°C)
NWLF18ES-M01	1875*950*2060	0~8
NWLF25ES-M01	2500*950*2060	0~8
NWLF31ES-M01	3125*950*2060	0~8
NWLF37ES-M01	3750*950*2060	0~8

## SECTIONAL VIEW



# REMOTE DOUBLE AIR CURTAIN DISPLAY FRIDGE(PLUS)

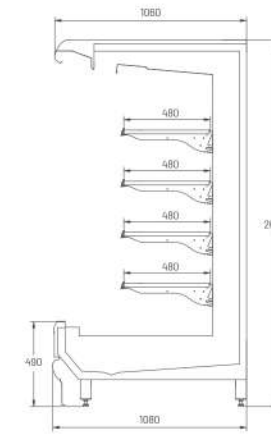
## PRODUCT FEATURES

-  Copper tube evaporator
-  Double air curtain design
-  Energy saving and high efficiency
-  Adjustable shelves with led light
-  RAL colour choices
-  Intelligent temperature controller
-  Also available in 2200mm heights
-  Also available in 955mm width

## PRODUCT PERFORMANCE

Model	Size(mm)	Temperature range(°C)
NWLF18VS-M01-1080	1875*1080*2060	0~8
NWLF25VS-M01-1080	2500*1080*2060	0~8
NWLF31VS-M01-1080	3125*1080*2060	0~8
NWLF37VS-M01-1080	3750*1080*2060	0~8

## SECTIONAL VIEW



# REMOTE DOUBLE AIR CURTAIN DISPLAY FRIDGE


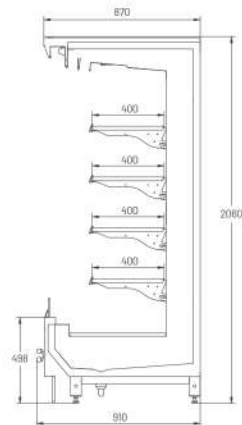
## PRODUCT FEATURES

- Double air curtain design
- Multiple forms of shelves
- Energy saving and high efficiency
- Adjustable shelves with led light
- Intelligent temperature controller
- Surrounding air-cooling to maintain temperature
- The lower opening edge in front
- RAL colour choices

## PRODUCT PERFORMANCE

Model	Size(mm)	Temperature range(°C)
NWLF18HS-M01	1875*910*2060	0~8
NWLF25HS-M01	2500*910*2060	0~8
NWLF31HS-M01	3125*910*2060	0~8
NWLF37HS-M01	3750*910*2060	0~8

## SECTIONAL VIEW



# PLUG-IN MULTIDECK UPRIGHT FRIDGE

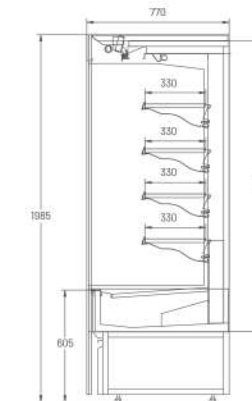
## PRODUCT FEATURES

- Multiple forms of shelves
- Famous brand compressor
- Energy saving and high efficiency
- Adjustable shelves with led light
- Intelligent temperature controller
- Surrounding air-cooling to maintain temperature
- Auto defrosting
- RAL colour choices

## PRODUCT PERFORMANCE

Model	Size(mm)	Temperature range(°C)
NWLK09B-M01-LED	1006*770*1985	3~8
NWLK12B-M01-LED	1318*770*1985	3~8
NWLK18B-M01-LED	1943*770*1985	3~8
NWLK25B-M01-LED	2568*770*1985	3~8

## SECTIONAL VIEW



# PLUG-IN DISPLAY FRIDGE

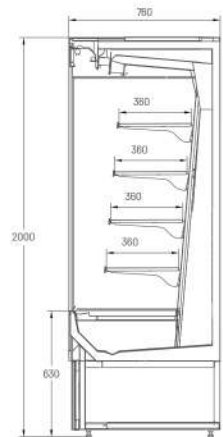
## PRODUCT FEATURES

- Double air curtain design
- Famous brand compressor
- Energy saving and high efficiency
- Adjustable shelves with led light
- Intelligent temperature controller
- Surrounding air-cooling to maintain temperature
- Multiple forms of shelves
- RAL colour choices

## PRODUCT PERFORMANCE

Model	Size(mm)	Temperature range(°C)
NWLK09AS-M02-E	980*760*2000	3~8
NWLK12AS-M02-E	1285*760*2000	3~8
NWLK18AS-M02-E	1895*760*2000	3~8
NWLK24AS-M02-E	2500*760*2000	3~8

## SECTIONAL VIEW



# REMOTE MULTIDECK UPRIGHT FRIDGE

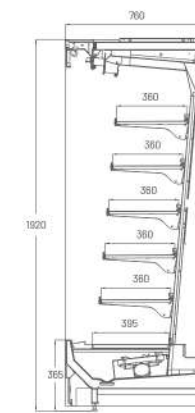
## PRODUCT FEATURES

- Double air curtain design
- The lower opening edge in front
- Energy saving and high efficiency
- Adjustable shelves with led light
- Intelligent temperature controller
- Surrounding air-cooling to maintain temperature
- Multiple forms of shelves
- RAL colour choices

## PRODUCT PERFORMANCE

Model	Size(mm)	Temperature range(°C)
NWLK09ASF-M01	915*760*1920	2~8
NWLK12ASF-M01	1220*760*1920	2~8
NWLK18ASF-M01	1830*760*1920	2~8
NWLK24ASF-M01	2440*760*1920	2~8
NWLK27ASF-M01	2745*760*1920	2~8

## SECTIONAL VIEW



en & Healthy

Fresh & Taste



# REMOTE GLASS-DOOR UPRIGHT FRIDGE

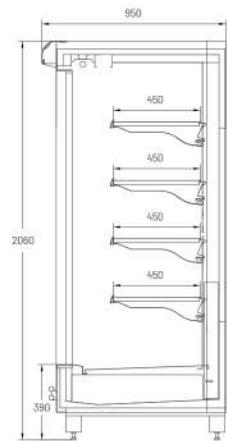
## PRODUCT FEATURES

- Thickened foam
- Auto defrosting
- Energy saving and high efficiency
- Rich accessories
- Intelligent temperature controller
- Tempered and Low-E coated glass
- Plastic/stainless steel bumper (optional)
- RAL colour choices

## PRODUCT PERFORMANCE

Model	Size(mm)	Temperature range(°C)
NWLF18E/X-M01	1875*950*2060	0~8
NWLF25E/X-M01	2500*950*2060	0~8
NWLF37E/X-M01	3750*950*2060	0~8

## SECTIONAL VIEW



# REMOTE GLASS-DOOR MULTIDECK DISPLAY FRIDGE

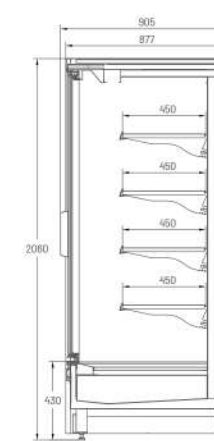
## PRODUCT FEATURES

- Thickened foam
- Auto defrosting
- Energy saving and high efficiency
- Rich accessories
- Intelligent temperature controller
- Tempered and Low-E coated glass
- Multiple forms of shelves
- RAL colour choices

## PRODUCT PERFORMANCE

Model	Size(mm)	Temperature range(°C)
NWLF18H/G-M01	1875*905*2060	0~8
NWLF25H/G-M01	2500*905*2060	0~8
NWLF37H/G-M01	3750*905*2060	0~8

## SECTIONAL VIEW



# REMOTE GLASS-DOOR UPRIGHT FREEZER

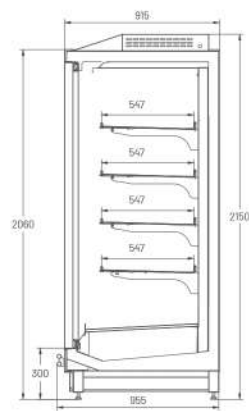
## PRODUCT FEATURES

-  Thickened foam
-  Multiple forms of shelves
-  Energy saving and high efficiency
-  Plastic/stainless steel bumper (optional)
-  Intelligent temperature controller
-  Three layers glass doors with heater
-  Rich accessories
-  RAL colour choices

## PRODUCT PERFORMANCE

Model	Size(mm)	Temperature range(°C)
NWLB15AF/X-L01	1562*955*2060/2150	≤-18
NWLB20AF/X-L01	2225*988*2060/2150	≤-18
NWLB24AF/X-L01	2343*955*2060/2150	≤-18
NWLB31AF/X-L01	3124*955*2060/2150	≤-18
NWLB39AF/X-L01	3900*955*2060/2150	≤-18

## SECTIONAL VIEW



# REMOTE GLASS-DOOR MULTIDECK FRIDGE / FREEZER

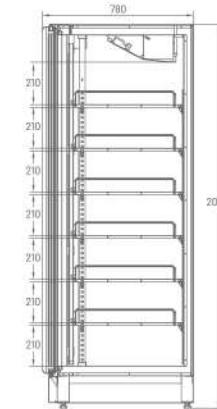
## PRODUCT FEATURES

-  Thickened foam
-  Multiple forms of shelves
-  Energy saving and high efficiency
-  Rich accessories
-  Intelligent temperature controller
-  Tempered and Low-E coated glass
-  Larger display space
-  Auto defrosting

## PRODUCT PERFORMANCE

Model	Size(mm)	Temperature range(°C)
NWLB15EF/X-M02	1508*780*2000	0~8
NWLB22EF/X-M02	2212*780*2000	0~8
NWLB28EF/X-M02	2880*780*2000	0~8
NWLB15EF/X-L01	1530*780*2000	≤-18
NWLB22EF/X-L01	2232*780*2000	≤-18

## SECTIONAL VIEW



# EUROPE-STYLE PLUG-IN GLASS DOOR UPRIGHT FRIDGE

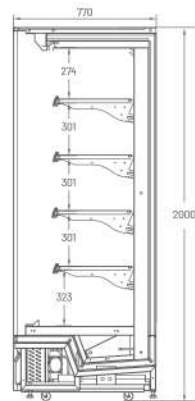
## PRODUCT FEATURES

-  Larger display space
-  Famous brand compressor
-  Energy saving and high efficiency
-  Adjustable shelves with led light
-  Intelligent temperature controller
-  Full glass side panel
-  Auto defrosting
-  RAL colour choices

## PRODUCT PERFORMANCE

Model	Size(mm)	Temperature range(°C)
NWLK12B/G-M01-LED	1310*770*2000	2~8
NWLK18B/G-M01-LED	1935*770*2000	2~8
NWLK25B/G-M01-LED	2560*770*2000	2~8

## SECTIONAL VIEW



# PLUG-IN GLASS-DOOR UPRIGHT FREEZER

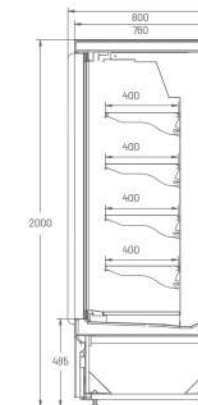
## PRODUCT FEATURES

-  Thickened foam
-  Multiple forms of shelves
-  Energy saving and high efficiency
-  Rich accessories
-  Intelligent temperature controller
-  Three layers glass doors with heater
-  Auto defrosting
-  RAL colour choices

## PRODUCT PERFORMANCE

Model	Size(mm)	Temperature range(°C)
NWLB12B/X-L01	1350*800*2000	≤-18
NWLB18B/X-L01	1950*800*2000	≤-18

## SECTIONAL VIEW



# PLUG-IN GLASS-DOOR UPRIGHT FRIDGE/FREEZER

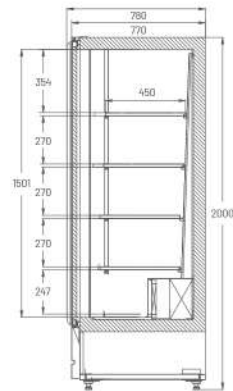
## PRODUCT FEATURES

- Thickened foam
- Auto defrosting
- Energy saving and high efficiency
- Rich accessories
- Intelligent temperature controller
- Three layers glass doors with heater
- CE, GEMS, ETL certification
- RAL colour choices

## PRODUCT PERFORMANCE

Model	Size(mm)	Temperature range(°C)
NWLB06E/X-M01	600*780*2000	0~8
NWLB12E/X-M01	1200*780*2000	0~8
NWLB18E/X-M01	1800*780*2000	0~8
NWLB06E/X-L01	600*780*2000	≤-18
NWLB12E/X-L01	1200*780*2000	≤-18
LB18E/X-L01	1800*780*2000	≤-18

## SECTIONAL VIEW



# WALK-IN COLD ROOM

## PRODUCT FEATURES

- Automatic replenishment rails
- Thickened foam
- Energy saving and high efficiency
- Front display
- Intelligent temperature controller
- Optimizing warehouse space layout
- Auto defrosting
- RAL colour choices

## PRODUCT PERFORMANCE

Model	Size(mm)	Temperature range(°C)
NWTWQ-3G6H	2280*2250*2300	2~8
NWTWQ-4G6H	2990*2250*2300	2~8
NWTWQ-5G6H	3700*2250*2300	2~8





Fine & Living



# E SERIES FRESH FOOD CABINET

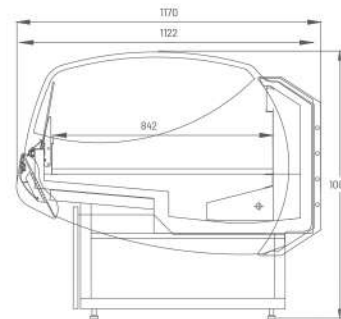
## PRODUCT FEATURES

-  Open service counter
-  Famous brand compressor
-  Energy saving and high efficiency
-  Full glass side panel
-  Intelligent temperature controller
-  Stainless steel shelves and back plate
-  Optimized height and display design
-  RAL colour choices

## PRODUCT PERFORMANCE









Model	Size(mm)	Temperature range(°C)
NW GK12E-M01	1350*1170*1000	-2~5
NW GK18E-M01	1975*1170*1000	-2~5
NW GK25E-M01	2600*1170*1000	-2~5
NW GK37E-M01	3850*1170*1000	-2~5

## SECTIONAL VIEW



# H SERIES FRESH FOOD CABINET(PLUS)

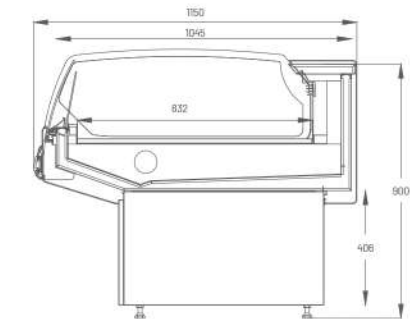
## PRODUCT FEATURES

-  Open service counter
-  Famous brand compressor
-  Energy saving and high efficiency
-  Removable glass side panel
-  Intelligent temperature controller
-  Stainless steel shelves and back plate
-  Optimized height and display design
-  Multiple combination choices

## PRODUCT PERFORMANCE

Model	Size(mm)	Temperature range(°C)
NW GKS180H-M02	2240*1150*900	-2~5
NW GK12H-M01	1410*1150*900	-2~5
NW GK18H-M01	2035*1150*900	-2~5
NW GK25H-M01	2660*1150*900	-2~5
NW GK37H-M01	3910*1150*900	-2~5

## SECTIONAL VIEW



# CLASSIC FRESH FOOD CABINET

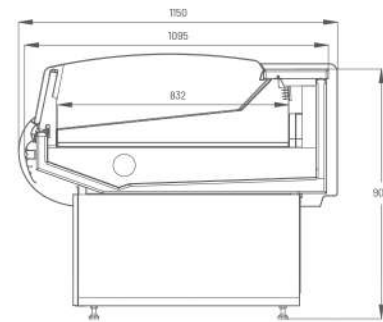
## PRODUCT FEATURES

-  Open service counter
-  Famous brand compressor
-  Energy saving and high efficiency
-  Auto defrosting
-  Intelligent temperature controller
-  Stainless steel shelves and back plate
-  Optimized height and display design
-  RAL colour choices

## PRODUCT PERFORMANCE

Model	Size(mm)	Temperature range(°C)
NWKG12A-M01	1350*1150*900	-2~5
NWKG18A-M01	1975*1150*900	-2~5
NWKG25A-M01	2600*1150*900	-2~5
NWKG37A-M01	3850*1150*900	-2~5

## SECTIONAL VIEW



# Q SERIES FRESH FOOD CABINET

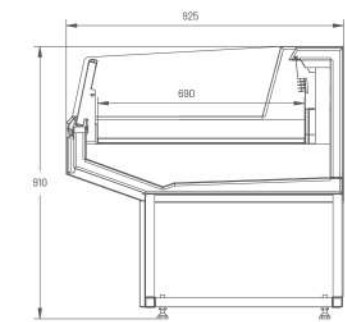
## PRODUCT FEATURES

-  Open service counter
-  Famous brand compressor
-  Energy saving and high efficiency
-  Auto defrosting
-  Intelligent temperature controller
-  Stainless steel shelves and back plate
-  Optimized height and display design
-  Multiple combination choices

## PRODUCT PERFORMANCE

Model	Size(mm)	Temperature range(°C)
NWKG18Q-M01-900	1875*925*910	-2~5
NWKG25Q-M01-900	2500*925*910	-2~5
NWKG37Q-M01-900	3750*925*910	-2~5

## SECTIONAL VIEW



# PLUG-IN/REMOTE FLAT-TOP SERVICE CABINET

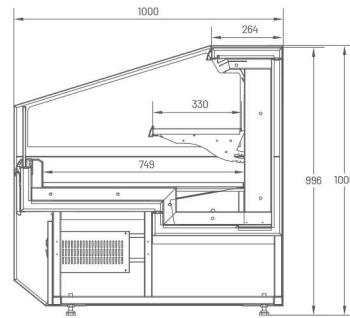
## PRODUCT FEATURES

- Open service counter
- Famous brand compressor
- Energy saving and high efficiency
- Better effect of heat insulation
- Intelligent temperature controller
- Optimized height and display design
- Auto defrosting
- RAL colour choices

## PRODUCT PERFORMANCE

Model	Size(mm)	Temperature range(°C)
NW GK18B-M01-1000	1955*1000*1000	-2~5
NW GK25B-M01-1000	2580*1000*1000	-2~5
NW GKW90B-M01-1000	1880*1800*1000	-2~5
NW GK18BF-M01-1000	1875*1000*1000	-2~5
NW GK25BF-M01-1000	2500*1000*1000	-2~5
NW GKW90BF-M01-1000	1800*1800*1000	-2~5

## SECTIONAL VIEW



# REMOTE DOUBLE-DECK FRESH FOOD CABINET

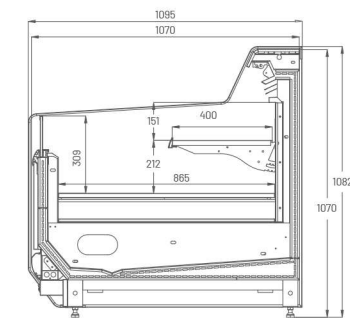
## PRODUCT FEATURES

- Open service counter
- Auto defrosting
- Energy saving and high efficiency
- Better effect of heat insulation
- Intelligent temperature controller
- Optimized height and display design
- RAL colour choices
- Multiple combination choices

## PRODUCT PERFORMANCE

Model	Size(mm)	Temperature range(°C)
NW GK18BF-M02	1875*1080*1082	-2~5
NW GK25BF-M02	2500*1080*1082	-2~5
NW GK37BF-M02	3750*1080*1082	-2~5
NW GKW90BF-M02	2230*2230*1082	-2~5
NW GKN90BF-M02	2278*2278*1082	-2~5

## SECTIONAL VIEW



# PLUG-IN/REMOTE FLAT-TOP SERVICE FREEZER

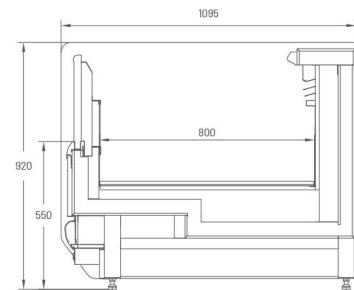
## PRODUCT FEATURES

- Open service counter
- Famous brand compressor
- Energy saving and high efficiency
- Better effect of heat insulation
- Intelligent temperature controller
- Auto defrosting
- Optimized height and display design
- Multiple combination choices

## PRODUCT PERFORMANCE

Model	Size(mm)	Temperature range(°C)
NW GK18DF-L01	1875*1095*920	-18 ~ -22
NW GK25DF-L01	2500*1095*920	-18 ~ -22
NW GK37DF-L01	3750*1095*920	-18 ~ -22
NW GK18D-L01	1955*1095*990	-18 ~ -22
NW GK25D-L01	2580*1095*990	-18 ~ -22

## SECTIONAL VIEW



# RIGHT ANGLE FRESH FOOD CABINET

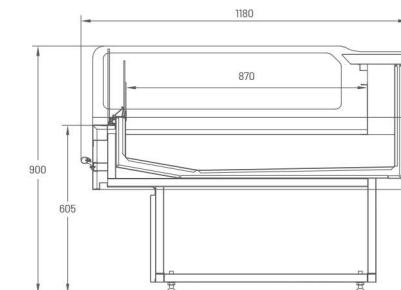
## PRODUCT FEATURES

- Open service counter
- Famous brand compressor
- Energy saving and high efficiency
- Surrounding air-cooling to maintain temperature
- Intelligent temperature controller
- Stainless steel shelves and back plate
- Optimized height and display design
- RAL colour choices

## PRODUCT PERFORMANCE

Model	Size(mm)	Temperature range(°C)
NW ZK12A-M01	1320*1180*900	-2 ~ 5
NW ZK18A-M01	1945*1180*900	-2 ~ 5
NW ZK25A-M01	2570*1180*900	-2 ~ 5
NW ZK37A-M01	3820*1180*900	-2 ~ 5
NW ZKW90A-M01	1525*1525*900	-2 ~ 5

## SECTIONAL VIEW



# FRUITS SERVICE COUNTER

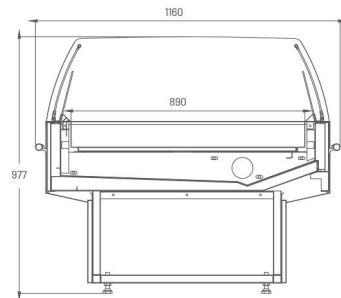
## PRODUCT FEATURES

-  Open service counter
-  Famous brand compressor
-  Energy saving and high efficiency
-  Surrounding air-cooling to maintain temperature
-  Intelligent temperature controller
-  Stainless steel shelves
-  Auto defrosting
-  RAL colour choices

## PRODUCT PERFORMANCE

Model	Size(mm)	Temperature range(°C)
NW GK12C-M01	1322*1160*977	-2 ~ 5
NW GK18C-M01	1947*1160*977	-2 ~ 5
NW GK25C-M01	2572*1160*977	-2 ~ 5
NW GK37C-M01	3822*1160*977	-2 ~ 5

## SECTIONAL VIEW



# PLUG-IN DUAL TEMPERATURE SYSTEM CABINET

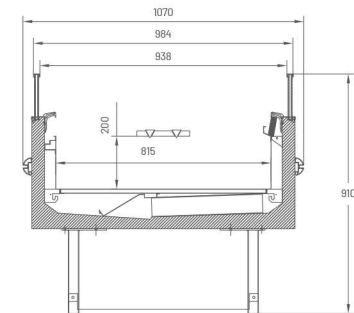
## PRODUCT FEATURES

-  Double cooling system
-  Famous brand compressor
-  Energy saving and high efficiency
-  Surrounding air-cooling to maintain temperature
-  Intelligent temperature controller
-  Top glass cover available
-  Auto defrosting
-  RAL colour choices

## PRODUCT PERFORMANCE

Model	Size(mm)	Temperature range(°C)
NW ZX15A-M/L01	1570*1070*910	0 ~ 8 & ≤-18
NW ZX20A-M/L01	2070*1070*930	0 ~ 8 & ≤-18
NW ZX25A-M/L01	2570*1070*930	0 ~ 8 & ≤-18

## SECTIONAL VIEW



# CLASSIC DELI CABINET

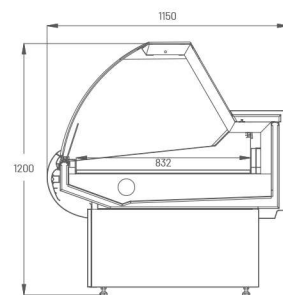
## PRODUCT FEATURES

-  Famous brand compressor
-  Energy saving and high efficiency
-  Up down and sliding front glass door
-  Auto defrosting
-  Stainless steel shelves and back plate
-  Internal LED lighting
-  Optimized height and display design
-  -2~2 °C options

## PRODUCT PERFORMANCE





Model	Size(mm)	Temperature range(°C)
NWGB12A/L-M01	1350*1150*1200	0~5
NWGB18A/L-M01	1975*1150*1200	0~5
NWGB25A/L-M01	2600*1150*1200	0~5
NWGB37A/L-M01	3850*1150*1200	0~5

## SECTIONAL VIEW



# DELUXE DELI CABINET

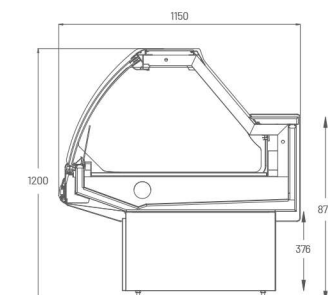
## PRODUCT FEATURES

-  Famous brand compressor
-  Energy saving and high efficiency
-  Up down and sliding front glass door
-  Auto defrosting
-  Stainless steel shelves and back plate
-  Internal LED lighting
-  Full glass side panel
-  -2~2 °C options

## PRODUCT PERFORMANCE

Model	Size(mm)	Temperature range(°C)
NWGB12H/L-M01	1410*1150*1200	0~5
NWGB18H/L-M01	2035*1150*1200	0~5
NWGB25H/L-M01	2660*1150*1200	0~5
NWGB37H/L-M01	3910*1150*1200	0~5

## SECTIONAL VIEW



# RIGHT ANGLE DELI CABINET


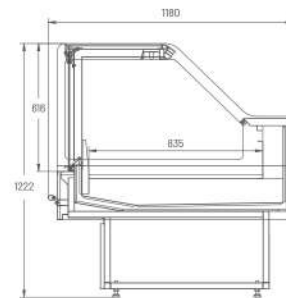
## PRODUCT FEATURES

-  Famous brand compressor
-  Energy saving and high efficiency
-  Up down and sliding front glass door
-  All-side transparent window
-  Stainless steel shelves and back plate
-  Internal LED lighting
-  Auto defrosting
-  -2~2 °C options

## PRODUCT PERFORMANCE

Model	Size(mm)	Temperature range(°C)
NWZB12A/L-M01	1320*1180*1222	0~5
NWZB18A/L-M01	1945*1180*1222	0~5
NWZB25A/L-M01	2570*1180*1222	0~5
NWZB37A/L-M01	3820*1180*1222	0~5

## SECTIONAL VIEW



53 Left-right open right angle deli cabinet

# SERVE COUNTER WITH LARGE STORAGE ROOM

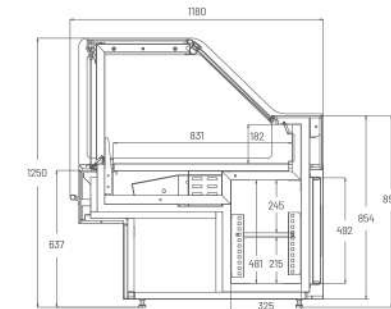
## PRODUCT FEATURES

-  Famous brand compressor
-  Energy saving and high efficiency
-  Surrounding air-cooling to maintain temperature
-  All-side transparent window
-  Stainless steel shelves and back plate
-  Internal LED lighting
-  Auto defrosting
-  -2~2 °C options

## PRODUCT PERFORMANCE

Model	Size(mm)	Temperature range(°C)
NWZB12A/CU-M01	1320*1180*1250	-2 ~ 2
NWZB18A/CU-M01	1945*1180*1250	-2 ~ 2
NWZB25A/CU-M01	2570*1180*1250	-2 ~ 2
NWZB37A/CU-M01	3820*1180*1250	-2 ~ 2

## SECTIONAL VIEW



Serve counter with large storage room 54

# E SERIES DELI CABINET

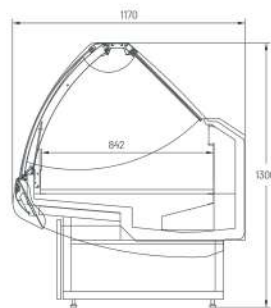
## PRODUCT FEATURES

-  Famous brand compressor
-  Energy saving and high efficiency
-  Surrounding air-cooling to maintain temperature
-  Larger opening area
-  Up down and sliding front glass door
-  Internal LED lighting
-  Full glass side panel
-  -2~2 °C options

## PRODUCT PERFORMANCE

Model	Size(mm)	Temperature range(°C)
NWGB12E/U-M01	1350*1170*1300	0~5
NWGB18E/U-M01	1975*1170*1300	0~5
NWGB25E/U-M01	2600*1170*1300	0~5
NWGB37E/U-M01	3850*1170*1300	0~5

## SECTIONAL VIEW



55 E series deli cabinet



# REMOTE SEMI VERTICAL MULTIDECK ISLAND FRIDGE

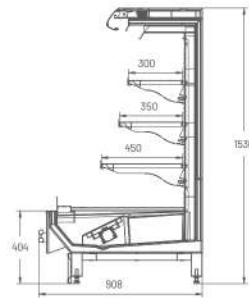
## PRODUCT FEATURES

- Optimized height and display design
- Vertical evaporator
- Surrounding air-cooling to maintain temperature
- Energy saving and high efficiency
- Plastic/stainless steel bumper (optional)
- Also available in 1320mm and 1720mm heights
- Auto defrosting
- RAL colour choices

## PRODUCT PERFORMANCE

Model	Size(mm)	Temperature range(°C)
NWHLF21W180B-M01	2120*1060*1520	2~10
NWHLF12B-M01	1250*915*1520	2~8
NWHLF18B-M01	1875*915*1520	2~8
NWHLF25B-M01	2500*915*1520	2~8
NWHLF37B-M01	3750*915*1520	2~8

## SECTIONAL VIEW



# REMOTE SEMI VERTICAL MULTIDECK FRIDGE

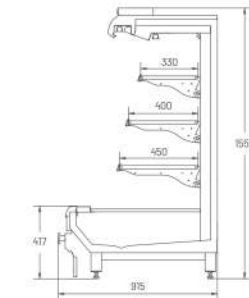
## PRODUCT FEATURES

- Optimized height and display design
- vertical evaporator
- Surrounding air-cooling to maintain temperature
- Energy saving and high efficiency
- Plastic/stainless steel bumper (optional)
- Intelligent temperature controller
- Auto defrosting
- RAL colour choices

## PRODUCT PERFORMANCE

Model	Size(mm)	Temperature range(°C)
NWHLF21W180B-M01	2090*1218*1555	2~10
NWHLF18E-M01	1875*915*1555	2~10
NWHLF25E-M01	2500*915*1555	2~10
NWHLF37E-M01	2090*915*1555	2~10

## SECTIONAL VIEW



# PLUG-IN ISLAND FRIDGE

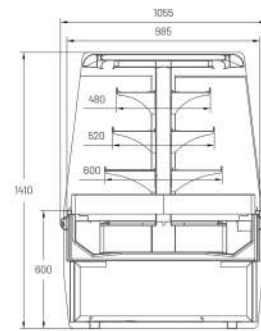
## PRODUCT FEATURES

-  Famous brand compressor
-  Copper tube evaporator with aluminium fins
-  Surrounding air-cooling to maintain temperature
-  Energy saving and high efficiency
-  Intelligent temperature controller
-  Optimized height and display design
-  Auto defrosting
-  RAL colour choices

## PRODUCT PERFORMANCE

Model	Size(mm)	Temperature range(°C)
NWHNF13E-M01	2800*1055*1410	5~10

## SECTIONAL VIEW



# PLUGIN / REMOTE SEMI VERTICAL MULTIDECK FRIDGE

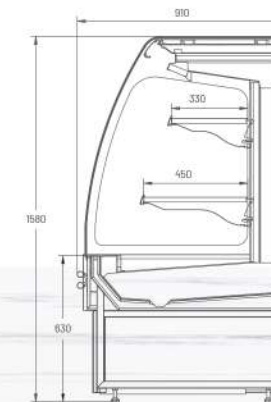
## PRODUCT FEATURES

-  Optimized height and display design
-  Copper tube evaporator with aluminium fins
-  Surrounding air-cooling to maintain temperature
-  Energy saving and high efficiency
-  Plastic/stainless steel bumper (optional)
-  Intelligent temperature controller
-  Auto defrosting
-  RAL colour choices

## PRODUCT PERFORMANCE

Model	Size(mm)	Temperature range(°C)
NWHNF18E-M01	1947*910*1580	3~8
NWHNF25E-M01	2572*910*1580	3~8

## SECTIONAL VIEW



# MULTI DECK DISPLAY CHILLER

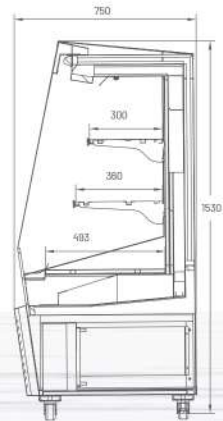
## PRODUCT FEATURES

- Famous brand compressor
- Energy saving and high efficiency
- Surrounding air-cooling to maintain temperature
- Copper tube evaporator with aluminium fins
- Intelligent temperature controller
- Optimized height and display design
- Auto defrosting
- RAL colour choices

## PRODUCT PERFORMANCE

Model	Size(mm)	Temperature range(°C)
NWDOF-665	665*750*1530	3~8

## SECTIONAL VIEW



# HOT OR COLD CABINET

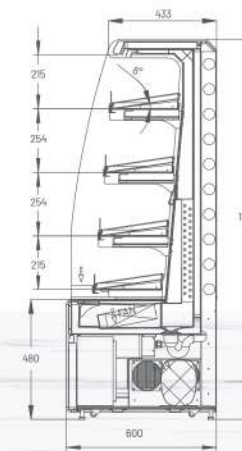
## PRODUCT FEATURES

- Famous brand compressor
- Energy saving and high efficiency
- Surrounding air-cooling to maintain temperature
- Copper tube evaporator with aluminium fins
- Intelligent temperature controller
- Optimized height and display design
- Auto defrosting
- RAL colour choices

## PRODUCT PERFORMANCE

Model	Size(mm)	Temperature range(°C)
NWCX09H-H/M01	900*600*1520	55±5&3~8

## SECTIONAL VIEW



# VIENNA PROMOTIONAL CABINET

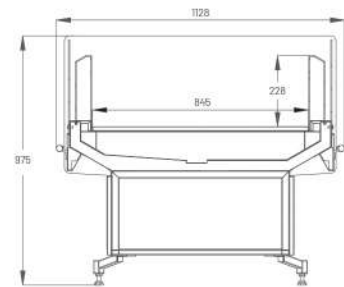
## PRODUCT FEATURES

- Famous brand compressor
- Energy saving and high efficiency
- Stainless steel shelves
- Copper tube evaporator with aluminium fins
- Intelligent temperature controller
- All-side transparent window
- Auto defrosting
- RAL colour choices

## PRODUCT PERFORMANCE

Model	Size(mm)	Temperature range(°C)
NWCX12A-M01	1290*1128*975	0~5
NWCX12A/L-M01	1290*1128*975	0~5

## SECTIONAL VIEW



# VIENNA PROMOTIONAL CABINET(PLUS)

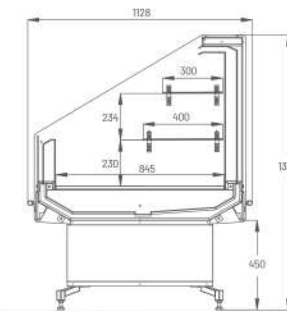
## PRODUCT FEATURES

- Famous brand compressor
- Energy saving and high efficiency
- Stainless steel shelves
- Copper tube evaporator with aluminium fins
- Intelligent temperature controller
- All-side transparent window
- Auto defrosting
- RAL colour choices

## PRODUCT PERFORMANCE

Model	Size(mm)	Temperature range(°C)
NWCX12A-M01-1300	1290*1128*1380	1~10

## SECTIONAL VIEW



# ATHENA PROMOTIONAL CABINET

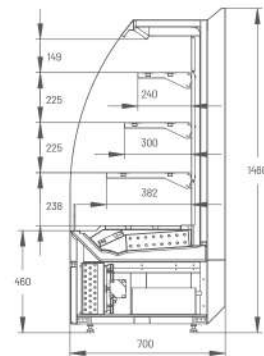
## PRODUCT FEATURES

-  Famous brand compressor
-  Energy saving and high efficiency
-  Surrounding air-cooling to maintain temperature
-  Copper tube evaporator with aluminium fins
-  Intelligent temperature controller
-  Multiple forms of shelves
-  Rich accessories
-  RAL colour choices

## PRODUCT PERFORMANCE

Model	Size(mm)	Temperature range(°C)
NWLK06C-M01	670*700*1460	3~8
NWLK09C-M01	945*700*1460	3~8
super structure	705*368*1405	/

## SECTIONAL VIEW



# CAKE CABINET

## PRODUCT FEATURES

-  Famous brand compressor
-  Energy saving and high efficiency
-  Stainless steel shelves
-  Copper tube evaporator with aluminium fins
-  Intelligent temperature controller
-  Multiple forms of shelves
-  Rich accessories
-  RAL colour choices

## PRODUCT PERFORMANCE

Model	Size(mm)	Temperature range(°C)
NWCA12A-M01	1200*1020*830	1~10
NWCA15A-M01	1500*1020*830	1~10
NWCA18A-M01	1800*1020*830	1~10

## SECTIONAL VIEW

